

















SCALABISCUP 17 International Trampoline Competition
Individual trampoline – U14 M – Qualification

				S1	S2	S3	S4	S5	S6	S7	S8	S9	S10	L	A	E	D	H	Time	Total	Score	
1.	DUMAN	M. Emin	TUR, TGF	2003	2 4	1 2	2 2	4 3	3 6	3 4	2 4	0 4	4 4	0 0	0 0	17.7 16.1	10.3	9.35 9.60	15.740 15.160	42.790 51.160	93.950	
2.	RUBIO	Yuren	ESP, FMG	2003	3 4	2 1	1 4	2 2	2 3	2 4	2 3	1 4	4 2	4 3	2 0	0 0	17.5 16.8	10.4	9.30 8.90	15.235 15.495	42.035 51.595	93.630
3.	DIAS	André	POR, AGA	2003	2 4	2 5	2 2	3 4	2 3	4 2	3 1	4 4	3 4	0 0	0 0	17.3 16.7	8.3	9.80 9.10	15.975 15.690	43.075 49.790	92.865	
4.	GALITSKIY	Sergey	KAZ, KGF	2003	3 6	2 3	2 6	1 4	5 4	3 4	2 4	3 4	3 6	4 5	2 2	0 0	17.0 15.2	10.3	9.35 8.80	16.305 15.525	42.655 49.825	92.480
5.	MARIANIT O	Miguel	POR, LGC	2003	0 3	1 4	3 3	2 4	2 2	2 4	2 4	1 3	2 4	4 6	2 0	0 0	17.9 16.3	9.0	9.30 8.90	15.680 15.100	42.880 49.300	92.180
6.	ALTINDAG	E. Ertug	TUR, TGF	2003	0 4	2 2	2 6	2 1	0 6	3 8	4 6	2 6	1 6	4 8	0 0	0 0	18.0 14.7	9.8	9.20 9.20	15.735 14.855	42.935 48.555	91.490
7.	TOROGLU	I. Eren	TUR, TGF	2004	0 6	1 4	1 4	2 3	3 4	2 2	2 4	0 3	1 3	2 3	0 0	0 0	18.6 16.0	8.7	9.55 9.55	14.690 14.080	42.840 48.330	91.170
8.	TOPCU	Baran	TUR, TGF	2004	0 5	1 4	0 6	2 2	2 4	2 2	2 2	3 4	2 4	3 4	0 0	0 0	18.0 16.3	9.2	9.30 9.50	14.285 13.980	41.585 48.980	90.565
9.	GEORGE	Garrett	USA, MTGA	2004	1 6	1 1	2 7	2 5	2 8	2 5	2 6	0 8	1 8	4 6	2 2	0 0	18.1 13.8	11.2	9.30 8.80	14.550 13.225	41.950 47.025	88.975
10.	DUARTE	João	POR, GCO	2003	4 4	2 4	2 4	4 4	4 4	6 2	2 8	4 4	8 6	6 8	2 2	0 0	15.6 15.0	8.2	9.50 9.20	14.495 15.845	39.595 48.245	87.840
11.	BALRÔA	Afonso	POR, GMNA	2003	6 4	3 2	3 1	4 2	2 4	3 2	4 4	4 6	4 6	6 6	2 4	0 0	15.9 15.9	8.0	9.65 8.95	14.185 14.650	39.735 47.500	87.235
12.	ANICETO	Sérgio	POR, AGYM	2004	2 4	4 4	2 3	4 4	3 3	3 3	3 3	3 4	6 6	6 6	4 4	0 0	16.0 15.6	7.5	9.25 9.40	14.860 14.565	40.110 47.065	87.175
13.	FREUND	Finnian	SUI, SGF	2004	4 8	2 6	4 8	2 8	2 6	3 4	3 4	3 4	2 5	4 7	1 3	0 0	17.0 13.7	9.1	9.45 8.95	14.145 13.765	40.595 45.515	86.110
14.	BAI- GUNUSSOV	Nurkeldi	KAZ, KGF	2004	3 6	3 2	2 6	3 5	4 5	4 5	6 5	5 4	3 7	6 7	2 2	0 0	15.9 14.3	10.2	9.45 9.10	13.515 13.225	38.865 46.825	85.690
15.	BORLOZ	Nathan	SUI, ACVG	2003	2 6	2 5	1 4	4 4	3 3	3 4	2 6	3 3	4 4	4 7	0 1	0 0	17.2 15.3	8.5	9.20 8.25	13.470 13.700	39.870 45.750	85.620
16.	GAFNER	Jayan	SUI, AGG		2 4	4 4	4 6	4 8	2 6	4 5	4 5	4 5	6 4	6 9	0 0	0 0	16.0 14.5	8.2	9.00 9.10	14.655 14.105	39.655 45.905	85.560
17.	CAZORLA	Jorge	ESP, FMG	2004	2 4	3 5	4 4	2 4	8 4	6 2	4 4	2 2	3 6	6 5	0 2	0 0	16.0 15.8	9.0	8.75 8.95	13.880 14.810	-2.0 → 36.630 48.560	85.190

18.	FONTANIL LAS	Xavier	 ESP, FCG	2004	3 4	5 4	4 4	3 5	6 4	4 6	4 5	4 7	6 5	8 7	0 0	0 0	15.3 14.9	7.6	8.95 9.30	13.880 14.100	38.130 45.900	84.030
19.	SOUSA	Miguel	 POR, ATDGF	2003	4 5	4 8	5 6	4 4	3 6	4 6	4 4	5 4	5 4	7 5	0 10	0 0	15.5 13.8	7.7	9.50 9.55	13.400 13.420	38.400 44.470	82.870
20.	KURZ	Siro	 SUI, SGF	2004	3 5	4 6	3 7	2 5	4 5	6 6	6 6	3 8	6 7	6 8	2 1	0 0	15.5 13.6	8.4	9.25 9.45	13.400 13.095	38.150 44.545	82.695
21.	SILVA	Hugo	 POR, AGSi	2003	2 8	4 6	4 8	3 7	2 5	3 6	4 7	2 7	2 6	3 8	4 2	0 0	16.7 13.0	7.3	9.30 8.20	14.000 14.010	40.000 42.510	82.510
22.	INGROSSO	Lucas	 SUI, AGG		4 3	4 3	2 4	4 3	5 6	4 4	2 2	4 2	3 2	3 2	1 2	0 0	16.4 16.7	2.8	9.45 9.35	13.860 13.615	39.710 42.465	82.175
23.	COSTA	João	 POR, ADC		4 7	4 8	6 6	4 5	6 6	5 6	4 6	2 6	6 3	5 8	1 3	0 0	15.3 13.6	6.9	9.50 9.10	13.790 13.985	38.590 43.585	82.175
24.	WYSS	Noa	 SUI, SGF	2004	3 6	1 6	2 6	3 4	0 4	2 1	2 3	2 4	2 4	4 4	0 0	0 0	17.9 12.6	7.4	8.90 6.85	15.890 11.575	42.690 38.425	81.115
25.	MALO	Manuel	 ESP, CDTA	2003	4 5	4 4	6 4	5 6	6 6	8 5	7 6	6 4	6 4	8 6	4 3	0 0	13.6 14.7	6.9	8.95 8.40	13.620 13.930	36.170 43.930	80.100
26.	LAVADO	Martim	 POR, TCL	2004	4 4	6 4	5 2	6 3	5 5	6 3	4 3	4 3	5 2	6 6	0 2	0 0	14.9 16.3	4.3	8.95 9.55	11.965 12.735	35.815 42.885	78.700
27.	M. SOUSA ALVES	Gonçalo	 SUI, ACVG	2004	0 4	1 2	2 4	4 4	4 5	3 4	3 6	2 4	5 4	4 4	1 0	0 0	17.1 12.7	6.2	8.25 6.90	14.690 11.625	40.040 37.425	77.465
28.	PINTO	Tomás	 POR, GCM	2004	4 6	4 4	2 4	2 2	3 4	4 4	2 5	2 5	2 5	7 7	10	0 0	13.7 14.4	6.8	7.60 8.55	11.785 14.560	33.085 44.310	77.395
29.	BOEYE	Quinten	 BEL, TTG	2003	4 6	3 4	5 6	6 6	5 6	4 6	6 8	4 7	4 7	3 7	0 0	0 0	15.6 12.4	5.0	9.85 8.25	13.830 12.129	39.280 37.779	77.059
30.	INÁCIO	Tiago	 POR, AGA	2004	5 6	4 4	6 5	6 6	6 4	4 3	4 7	5 4	4 5	5 5	2 4	0 0	14.9 14.7	3.3	9.50 9.35	11.635 11.965	36.035 39.315	75.350
31.	ANTUNES	Diogo	 POR, AGS	2004	6 4	6 8	6 7	5 6	8 6	4 8	2 8	6 8	4 8	6 10	4 4	0 0	14.3 12.5	3.5	8.55 8.70	13.670 14.080	36.520 38.780	75.300
32.	PALMA	Diogo	 POR, CCRAM	2003	4 6	4 5	4 7	8 8	9 9	8 5	8 4	6 6	7 8	8 6	1 4	0 0	13.3 13.2	4.1	8.55 8.90	13.315 13.120	35.165 39.320	74.485
33.	STOFFELS	Wannes	 BEL, KSGT	2004	6 5	6 6	8 6	8 5	7 6	8 8	8 8	8 7	5 8	5 10	2 0	0 0	12.9 13.1	4.5	9.20 8.70	11.900 12.220	34.000 38.520	72.520
34.	VENTURA	Guilherme	 POR, AGA	2004	2 4	2 4	2 1	4 2	4 5	2 6	5 5	4 5	7 4	4 4	2 0	0 0	16.2 11.3	2.8	9.55 6.45	14.600 10.175	40.350 30.725	71.075
35.	OLIVEIRA	Guilherme	 POR, GSC		6 8	8 5	4 8	7 7	8 8	10 10	10 8	8 10	8 10	10 10	3 20	0 1	11.8 9.5	6.9	8.65 9.05	12.525 12.320	32.975 37.770	70.745
36.	CECATO	Lorenzo	 POR, AGA	2003	7 4	4 4	6 6	7 6	10 9	5 6	6 5	6 8	6 9	8 9	2 4	0 0	13.3 13.0	2.8	8.45 9.15	11.675 12.270	33.425 37.220	70.645

37.	LAPRIDA	Alejandro	 ESP, FCG	2003	2 6	3 6	3 8	2 7	4 7	4 7	4 8	5 6	4 8	5 8	0	0	16.4 11.7	6.9 7.75	0.88 7.75	14.240 11.550	31.520 37.900	69.420
38.	HERRERO	Egor	 ESP, CDTA	2004	10 6	7 7	8 7	7 7	6 8	10 10	10 9	7 8	9 8	6 8	2	0	11.8 11.0	4.8 8.90	8.85 8.90	12.205 11.155	32.855 35.855	68.710
39.	PASKO	Bogdan	 KAZ, KGF	2004	3 6	2 6	1 5	4 4	3 6	4 4	4 5	5 6	6 8	8 4	4	0	15.6 7.3	4.5 4.45	8.85 4.45	13.950 6.915	38.400 23.165	61.565
40.	BRITO	Simão	 POR, AGS	2003	2 6	6 4	3 6	6 4		8 8	4 5	4 4	5 6	6 3	3	0	6.3 14.4	7.6 8.55	3.60 8.55	5.985 14.330	15.885 44.880	60.765
41.	RAMOS	Francisco	 POR, AGYM	2003	6 4	8 4	9 5	6 5	8 6	9 7						0	7.4 8.9	1.7 5.25	4.75 5.25	7.735 8.075	19.885 23.925	43.810
42.	MILNE CINDANO	James	 NAM, GGC	2004	8 9	9 8	10 9	9 8	8 8	8 8	9 9	9 10	10 1	1	0	11.1 2.3	1.0 1.75	9.45 1.75	12.005 2.640	32.555 7.690	40.245	
43.	ENKALI	Faith	 NAM, GGC	2003	6 6	9 9	10 10	8 8	7 8	8 9	9 9	10 10	10 4	4	0	1.4 11.0	4.9 9.10	0.10 9.10	0.001 12.160	1.501 37.160	38.661	
44.	VAN WYK	Leon	 NAM, GGC	2004	8 8	8 8	6 6	10 10								0	1.2 4.8	1.5 3.65	0.09 3.65	1.250 4.565	2.540 14.515	17.055
45.	GONZALEZ	Xenxo	 ESP, CXP		0 0	0 0	0 0	0 0	0 0	0 0	0 0	0 0	0 0	0 0	0 0	20.0 20.0					∅ ∅	0
45.	FRANCO CAÑEDO	David	 ESP, CDGAV	2002	0 0	0 0	0 0	0 0	0 0	0 0	0 0	0 0	0 0	0 0	0 0	20.0 20.0					∅ ∅	0
45.	FILGUEIRA	Nicolas	 ESP, CXP		0 0	0 0	0 0	0 0	0 0	0 0	0 0	0 0	0 0	0 0	0 0	20.0 20.0					∅ ∅	0
45.	RIBEIRO	Francisco	 POR, CPCC	2003	0 0	0 0	0 0	0 0	0 0	0 0	0 0	0 0	0 0	0 0	0 0	20.0 20.0					∅ ∅	0
45.	DIAS	Leonardo	 POR, AGSi	2004	0 0	0 0	0 0	0 0	0 0	0 0	0 0	0 0	0 0	0 0	0 0	20.0 20.0					∅ ∅	0
50.	JOSÉ	Guilherme	 POR, AGS		0	0	0	0	0	0	0	0	0	0	0	20.0					∅	0