





















SCALABISCUP 17 International Trampoline Competition  
Individual trampoline – U12 F – Qualification









				S1	S2	S3	S4	S5	S6	S7	S8	S9	S10	L	A	E	D	H	Time	Total	Score
1.	COLAK	Elif Ceren	TUR, TGF	2005	1 6	2 2	1 4	1 3	3 4	3 3	1 3	1 4	1 4	6 2	0 0	0 0	18.0 16.5	9.30 9.0	15.195 14.510	42.495 48.960	91.455
2.	DALCHER	Anouk	SUI, NKL	2005	2 4	2 5	0 6	2 5	4 5	4 6	4 6	3 4	2 6	4 6	0 0	0 0	17.3 14.7	9.30 8.5	13.600 13.055	40.200 45.355	85.555
3.	SILVA	Marta	POR, GCV		2 2	3 3	2 2	4 4	3 7	4 5	6 5	3 5	5 2	6 4	1 2	0 0	16.1 15.8	9.60 5.6	13.990 13.880	39.690 44.880	84.570
4.	RODRÍGUEZ	Marta	ESP, CXPO	2006	3 4	4 6	2 4	2 4	4 6	4 4	4 6	4 4	6 5	5 6	0 0	0 0	16.2 15.1	9.05 8.0	13.040 13.600	38.290 45.700	83.990
5.	MORET	Lucie	SUI, STT	2005	3 6	3 4	2 6	4 6	4 5	3 4	4 6	4 3	3 6	5 6	1 0	0 0	16.4 14.8	9.70 7.8	13.215 12.915	39.315 44.665	83.980
6.	PICHLER	Lia	SUI, NKL	2006	2 4	3 8	0 7	2 6	4 6	5 6	4 6	4 4	3 6	5 8	0 0	0 0	16.8 13.9	9.70 8.5	13.085 12.555	39.585 44.255	83.840
7.	MEURY	Fiona	SUI, NKL	2005	3 5	3 4	2 6	2 5	4 6	3 6	4 8	4 6	2 6	5 8	0 0	0 0	16.8 14.0	9.55 7.8	13.590 12.975	39.940 43.825	83.765
8.	SANZ GINES	Diana	ESP, CDGAV	2005	2 6	3 4	1 8	2 7	4 6	2 8	4 6	4 3	7 7	8 3	0 0	0 0	16.3 14.2	9.60 8.7	13.120 12.955	39.020 44.405	83.425
9.	SANTOS	Francisca	POR, AGS		5 4	4 4	2 4	4 5	5 4	3 4	5 2	4 4	5 5	6 6	0 0	0 0	15.7 15.8	9.50 5.5	13.455 13.480	38.655 43.880	82.535
10.	GARCÍA	Fujú	ESP, CXPO	2006	2 4	6 4	5 5	3 2	5 5	4 4	1 6	1 4	5 5	8 8	0 0	0 0	16.0 15.3	8.95 7.6	12.605 12.525	37.555 44.625	82.180
11.	RAMSTEIN	Francesca	SUI, NKL	2006	4 6	4 4	2 4	3 4	4 5	4 6	4 4	0 4	2 5	2 8	0 20	0 0	17.1 13.0	9.55 7.1	13.320 12.750	39.970 41.850	81.820
12.	NOBRE	Matilde	POR, LGC	2006	3 6	6 2	1 4	4 4	4 2	5 4	4 4	2 0	3 4	6 6	0 0	0 0	16.2 16.4	9.70 4.6	12.760 12.840	38.660 43.140	81.800
13.	SILVA	Diana	POR, TCL	2006	3 4	4 4	3 2	4 5	5 4	5 2	3 2	2 4	4 4	8 4	1 2	0 0	15.8 16.3	9.55 3.1	13.210 13.820	38.560 42.670	81.230
14.	VALERO	Desirée	ESP, FCG	2005	4 6	5 6	5 6	2 7	5 6	5 8	4 8	4 7	3 6	6 6	2 2	0 0	15.5 13.2	9.10 7.6	13.330 12.675	37.930 42.925	80.855
15.	GISLER	Mia	SUI, NKL	2006	2 3	4 4	3 5	5 6	5 3	3 6	6 6	2 6	0 1	3 6	0 0	0 0	16.7 15.4	9.35 5.1	12.490 12.185	38.540 42.285	80.825
16.	BUITENHUIS	Tara	NED, RGV	2005	4 8	4 6	6 6	6 6	2 6	2 6	2 4	2 5	4 6	5 5	1 0	0 0	16.2 14.2	9.90 5.4	12.565 12.970	38.665 42.070	80.735
17.	PINHEIRO	Margarida	POR, AGS		4 4	3 4	1 2	4 6	4 6	1 4	4 2	4 4	4 6	5 6	0 0	0 0	16.6 15.6	9.70 4.5	12.190 12.385	38.490 42.085	80.575
18.	FUENTES	Celia		2006	6 6	6 8	4 4	5 5	5 6	3 4	6 4	5 4	7 4	6 6	0 0	0 0	14.8 14.9	9.65 5.5	12.810 12.915	37.260 42.665	79.925

				ESP, CTA																			
19.	ILTSOU	Eleni Rafailia		GRE, ATTC	2007	3 6	4 4	2 8	2 8	4 6	3 6	4 5	4 5	5 6	6 6	0 0	0 0	16.3 14.0	9.80 5.8	9.35	12.660 11.855	38.760 41.005	79.765
20.	MONTEIRO	Maria		POR, AACo	2005	4 4	4 4	4 4	6 5	6 6	6 4	5 6	4 4	2 3	4 5	2 1	0 0	15.3 15.4	9.55 3.9	9.65	12.985 12.865	37.835 41.815	79.650
21.	KOUZMENK O	Katherne Jennifer		ESP, CGELM	2007	4 8	4 6	4 7	4 6	6 6	2 6	2 6	4 6	3 8	4 8	0 0	0 0	16.3 13.3	9.05 7.3	9.45	12.190 12.015	37.540 -0.2 → 41.865	79.405
22.	MIRANDA	Joana		POR, AGS		4 4	4 4	6 6	3 4	6 7	1 2	4 4	3 2	5 5	5 6	3 4	0 0	15.6 15.2	9.55 3.6	9.30	13.000 12.970	38.150 41.070	79.220
23.	BERGER	Laora		SUI, STT		4 5	5 6	6 4	6 6	6 4	4 6	4 4	4 6	2 5	0 0	0 0	15.3 14.8	9.90 4.4	9.35	12.775 12.505	37.975 41.055	79.030	
24.	VIEIRA	Rita		POR, TCL	2006	4 4	4 6	5 4	6 3	5 4	8 2	4 4	5 4	5 4	8 7	2 1	0 0	14.4 15.7	9.30 3.1	9.90	13.080 13.450	36.780 42.150	78.930
25.	PEREIRA	Ana Matilde		POR, GCS		6 6	4 7	4 6	4 7	5 6	5 6	4 5	4 6	5 8	4 8	0 2	0 0	15.5 13.3	9.20 5.4	9.45	12.885 12.985	37.585 41.135	78.720
26.	TEIXEIRA	Sofia		POR, CEDF	2006	4 4	3 4	1 0	5 4	4 4	0 2	2 2	2 3	5 6	5 5	2 4	0 0	16.7 16.2	9.55 2.7	9.45	12.050 12.000	38.300 40.350	78.650
27.	SERRA	Mariana		POR, AGS		4 4	2 4	2 5	4 6	6 7	2 6	4 6	4 6	5 4	6 6	0 0	0 0	16.1 14.6	9.60 4.5	8.70	12.660 12.310	38.360 40.110	78.470
28.	ASENSIO	Lea		ESP, CGELM	2006	4 8	5 7	2 7	4 6	4 6	6 5	6 6	4 7	6 9	8 10	2 3	0 0	14.9 12.6	9.15 7.6	9.05	12.560 12.525	36.610 41.775	78.385
29.	NUNES	Maria		POR, AGS	2006	4 4	5 5	4 3	5 6	6 6	4 4	5 4	4 3	5 3	4 4	0 0	0 0	13.8 15.8	8.75 3.9	9.55	11.905 13.735	34.455 42.985	77.440
30.	ALMEIDA	Matilde		POR, AACo	2005	4 4	5 4	2 3	4 5	5 6	4 3	2 6	4 3	4 4	5 6	3 20	0 0	15.8 13.6	9.05 3.9	9.45	12.575 12.480	37.425 39.430	76.855
31.	CAVACO	Maria		POR, AGA	2006	4 4	3 3	3 2	6 5	5 6	4 4	4 4	4 5	4 4	4 4	2 1	0 0	15.7 15.8	9.80 2.8	9.55	11.155 11.515	36.655 39.665	76.320
32.	MATOS	Ana		POR, AGA	2005	4 2	4 4	4 4	5 5	6 6	6 6	6 6	5 8	5 4	5 6	0 2	0 0	13.5 14.7	8.05 4.0	9.15	12.755 13.900	34.305 41.750	76.055
33.	PRAZERES	Tatiana		POR, GCO	2005	7 8	7 7	5 6	6 3	5 4	6 5	7 5	6 5	6 6	5 6	2 4	0 0	13.8 14.0	9.50 3.5	9.50	12.900 12.740	36.200 39.740	75.940
34.	ROQUE	Rita		POR, AACo	2006	6 6	4 6	2 2	4 6	6 7	4 6	6 6	6 4	7 8	7 8	2 1	0 0	14.7 14.0	9.80 3.9	8.80	12.540 11.740	37.040 38.440	75.480
35.	GONÇALVES	Joana		POR, AGYM	2006	6 7	7 6	5 5	6 6	8 7	4 3	5 6	9 4	7 5	5 4	1 0	0 0	13.7 14.7	9.65 3.0	10.00	12.280 12.090	35.630 39.790	75.420
36.	ATELA	Madalena		POR, AGS	2006	5 6	5 8	2 3	6 2	8 8	7 4	7 6	6 2	6 8	7 6	2 2	0 0	13.9 14.5	9.50 3.6	9.35	12.365 12.165	35.765 39.615	75.380

37.	SILVA	Diana	 POR, AGS	2007	6 5	5 5	2 6	5 6	7 6	3 6	3 6	3 4	6 3	6 6	0 4	0 0	15.4 14.3	3.5 9.50	9.50 11.050	11.050 11.770	35.950 39.070	75.020	
38.	PINTO	Carlota	 POR, GSC		6 4	4 3	4 2	3 2	7 2	6 3	5 3	6 2	3 4	6 4	0 2	0 0	15.0 16.9	9.60 0.6	9.60 10.00	10.870 11.960	35.470 39.460	74.930	
39.	VALENTE	Teresa	 POR, GSC		4 3	3 0	4 2	2 1	4 2	4 4	4 3	5 2	5 3	6 5	2 0	0 0	15.7 17.5	9.40 0.6	9.40 9.75	10.795 11.010	35.895 38.860	74.755	
40.	MERMOD	Laura	 SUI, STT		5 4	8 8	6 4	8 8	8 9	7 6	4 8	4 8	3 8	2 8	2 10	1 2	0 0	14.4 12.5	9.35 4.4	9.35 9.25	12.385 11.315	36.135 37.465	73.600
41.	PIRES	Inês	 POR, U2W	2005	4 10	5 5	4 8	6 8	6 7	6 8	6 8	5 6	6 6	4 8	1 1	0 0	14.7 12.5	8.90 5.0	8.90 8.50	12.050 11.915	35.650 37.915	73.565	
42.	ELENA	Anna	 POR, GSC		6 2	4 2	1 2	7 1	7 2	6 3	6 2	5 3	5 3	6 5	0 0	0 0	14.7 17.5	9.55 0.6	9.55 9.85	9.190 11.540	33.440 39.490	72.930	
43.	GONÇALVES	Lou-Ann	 POR, ADL	2005	4 4	4 4	5 5	5 6	6 6	6 5	6 5	5 6	8 6	10 7	2 1	0 0	13.9 14.5	9.25 3.3	9.25 9.25	11.290 11.245	34.440 38.295	72.735	
44.	DUARTE	Madalena	 POR, AGS		6 7	5 5	6 6	7 4	4 4	5 5	3 4	6 6	6 4	8 6	4 3	0 0	14.0 14.6	9.15 2.5	9.15 9.70	12.225 12.340	-2.0 → 33.375 39.140	72.515	
45.	DIAS	Laura	 POR, AGA	2005	5 5	6 5	5 4	7 6	6 6	4 8	4 5	4 4	6 5	5 6	0 0	0 0	14.8 14.6	9.45 2.7	9.45 9.15	10.715 10.530	34.965 36.980	71.945	
46.	PINTO	Carminho	 POR, GSC		4 4	4 6	3 4	5 3	7 4	8 5	6 4	8 4	7 4	8 4	0 0	0 0	14.0 15.8	9.30 0.6	9.30 9.75	10.640 11.740	33.940 37.890	71.830	
47.	PACHECO	Esther	 ESP, CXP	2006	5 6	8 7	8 6	7 6	7 4	8 5	6 6	7 6	8 6	8 8	0 4	0 0	12.8 13.6	8.90 5.0	8.90 8.80	10.560 11.590	32.260 38.990	71.250	
48.	TUÑON GINES	Sara	 ESP, CDGAV	2005	6 10	5 7	2 10	5 10	6 10	6 8	7 10	6 8	8 10	8 10	2 1	0 0	13.9 10.6	9.05 4.1	9.05 8.65	12.655 12.115	35.605 35.465	71.070	
49.	ROSA	Madalena	 POR, ADL	2006	6 7	6 7	6 3	7 7	6 7	4 6	7 6	6 6	6 6	6 8	0 4	0 0	14.0 13.3	9.25 3.2	9.25 9.65	11.010 10.490	34.260 36.640	70.900	
50.	SALAS	Rocío	 ESP, CXPO	2005	4 5	7 6	8 7	6 7	6 8	6 7	8 8	7 6	6 7	8 10	3 2	0 0	13.1 12.7	9.65 6.8	9.65 8.85	12.430 11.265	-4.0 → 31.180 39.615	70.795	
51.	GULLIVER	Sophie	 POR, AGYM	2006	6 6	6 8	5 7	6 8	8 8	6 7	8 8	6 8	4 6	6 5	2 3	0 0	13.7 12.6	8.70 3.6	8.70 9.20	11.560 11.310	33.960 -0.6 → 36.110	70.070	
52.	FERNANDE S	Matilde	 POR, U2W	2005	5 4	4 5	6 6	8 7	6 6	5 6	5 6	6 7	8 8	8 7	1 1	0 0	13.8 13.7	9.20 3.4	9.20 9.10	10.200 10.475	33.200 36.675	69.875	
53.	TUÑON GINES	Loreto	 ESP, CDGAV	2007	4 8	8 3	6 5	6 4	6 8	7 7	5 8	7 6	7 6	7 7	0 0	0 0	12.4 13.8	8.35 4.7	8.35 9.55	9.505 11.420	30.255 39.470	69.725	
54.	GARRIDO	Filipa	 POR, AGS		8 8	4 3	6 6	2 1	2 3	2 3	4 5	6 6	6 5	6 6	0 4	0 0	14.0 15.0	8.65 2.5	8.65 9.50	10.275 11.550	-2.0 → 33.335 39.615	69.475	

		AGS															50.925	38.550				
55.	KHORUM	Vitória		2005	6	4	4	6	6	8	4	5	4	6	1	0	14.6	9.30	11.125	-2.0	68.450	
			POR, TCL		6	4	4	6	6	8	9	9	8	7	2	0	13.1	2.4	8.75	11.175	→	33.025
																				35.425		
56.	RAMOS	Amália		2006	5	8	7	8	9	6	9	8	7	8	0	0	12.5	9.30	10.875	32.675	68.210	
			POR, AGYM		8	10	6	8	10	5	8	6	5	6	2	0	12.6	3.0	9.25	10.685	35.535	
57.	GRAJERA	Daniela Valiente		2006	6	8	6	5	7	6	6	6	6	10	20	0	11.4	9.80	10.525	31.725	68.005	
			ESP, CGHT		6	8	8	8	6	7	6	6	8	8	0	0	12.9	3.1	9.50	10.780	36.280	
58.	FLORINDO	Bárbara			8	6	6	7	6	4	5	6	6	8	4	0	13.4	9.20	11.225	-2.0	67.225	
			POR, AGS		9	8	10	6	6	5	6	6	6	7	4	0	12.7	2.5	9.10	11.100	→	31.825
																				35.400		
59.	PENICHE	Matilde		2006	4	4	1	2	3	6	6	3	4	6	0	0	16.1	9.30	11.835	37.235	64.970	
			POR, AGSi		3	6	3	6	6	6	8				0	0	10.2	3.2	6.35	7.985	27.735	
60.	MOTA	Margarida		2006	6	8	4	4	6	6	3	4	4	4	2	0	14.9	9.50	11.690	36.090	63.990	
			POR, AGA		4	8	5	5	7	8	8				0	0	9.5	3.2	6.90	8.300	27.900	
61.	HEITOR	Rita			9	7	10	6	9	9	8	9	5	9	4	0	11.5	9.25	8.885	29.635	63.710	
			POR, GSC		8	8	6	5	6	5	5	4	5	9	0	0	13.9	1.1	9.45	9.625	34.075	
62.	SOUSA	Matilde			7	6	8	6	6	9	8	7	6	7	0	0	13.0	9.80	8.750	-4.0	62.065	
			POR, GSC		8	8	6	6	6	6	6	9	4	8	1	0	13.2	2.1	9.75	9.465	→	27.550
																				34.515		
63.	ALA-LAURILA	Tea		2006	4	1	5	5	8	3	3	2	6	8	3	0	15.2	9.70	12.330	37.230	61.260	
			FIN, EsTT		6	6	4	6	6	7					0	0	8.5	2.9	5.30	7.330	24.030	
64.	PEREIRA	Lucia		2006	4	6	7	5	8	8					0	0	8.2	5.40	6.700	20.300	57.540	
			ESP, CXP		9	6	7	8	6	6	7	7	8	8	1	0	12.7	4.0	8.95	11.590	37.240	
65.	CRONJE	Hannah		2007	4	6	3	6	7	6	8	4	6	8	0	0	14.2	9.75	11.355	35.305	47.370	
			NAM, GGC		8	5	7								0	0	4.0	1.6	2.80	3.665	12.065	
66.	MARQUES	Maria		2007	8	6	8								0	0	3.8	2.90	2.785	9.485	46.020	
			POR, TCL		4	4	2	4	4	5	3	4	2	8	2	0	15.8	1.0	9.80	9.935	36.535	
67.	WOUTERS	Jora		2007	5	8	6	8	6	4	6	8	8	8	4	0	12.9	8.90	11.265	-4.0	45.130	
			BEL, TTG		5	8	5	6							0	0	5.6	1.8	3.95	4.715	→	29.065
																				16.065		
68.	GOMES	Sara		2007	9	10	9	8							0	0	4.4	3.90	4.110	12.410	44.825	
			POR, AGYM		9	9	7	9	10	4	8	6	6	9	4	0	11.9	2.4	8.45	9.665	32.415	
69.	EDUARDA	Maria		2007	8										0	0	1.2	0.80	1.080	3.080	39.920	
			POR, TCL		7	3	2	3	0	6	7	6	6	7	0	20	13.3	3.0	9.50	11.040	36.840	
70.	SANTOS	Carolina		2007	8	6	8								0	0	3.8	2.50	3.060	9.360	13.205	
			POR, TCL		8										0	0	1.2	0.6	1.00	1.045	3.845	
71.	NOLWENN	Borloz		2006	0	0	0	0	0	0	0	0	0	0	0	0	20.0			∅	0	
			SUI, STT		0	0	0	0	0	0	0	0	0	0	0	0	20.0				∅	
71.	GRULHA	Leonor		2007	0	0	0	0	0	0	0	0	0	0	0	0	20.0			∅	0	
			POR,		0	0	0	0	0	0	0	0	0	0	0	20.0				∅		



			AGSi															
71.	BAPTISTA	Leticia		2006	0	0	0	0	0	0	0	0	0	0	0	20.0		0
			POR, AGS		0	0	0	0	0	0	0	0	0	0	0	20.0		0
71.	SZTAN	Vanessa		2006	0	0	0	0	0	0	0	0	0	0	20.0		0	
			POR, AGSi		0	0	0	0	0	0	0	0	0	0	20.0		0	
71.	REIS	Miriam		2005	0	0	0	0	0	0	0	0	0	0	20.0		0	
			POR, U2W		0	0	0	0	0	0	0	0	0	0	20.0		0	
71.	SOUSA	Joana		2005	0	0	0	0	0	0	0	0	0	0	20.0		0	
			POR, AGSi		0	0	0	0	0	0	0	0	0	0	20.0		0	
71.	VARÃO	Ariana		2005	0	0	0	0	0	0	0	0	0	0	20.0		0	
			POR, AGSi		0	0	0	0	0	0	0	0	0	0	20.0		0	
71.	PERDOMO	Paula		2005	0	0	0	0	0	0	0	0	0	0	20.0		0	
			ESP, CXP		0	0	0	0	0	0	0	0	0	0	20.0		0	
71.	GANDARÊS	ÍRis		2006	0	0	0	0	0	0	0	0	0	0	20.0		0	
			POR, AGSi		0	0	0	0	0	0	0	0	0	0	20.0		0	
71.	VIDAL	Ines			0	0	0	0	0	0	0	0	0	0	20.0		0	
			ESP, CXP		0	0	0	0	0	0	0	0	0	0	20.0		0	